

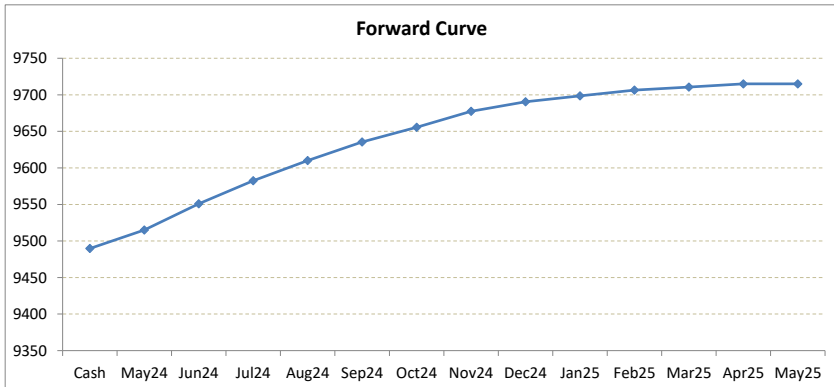
LME Valuation - Copper

Cash - 3M: 92.80c

Date: 2024-04-17

Cash 9489.70
3M 9582.50
 May24 9515.12
 Jun24 9550.95
 Jul24 9582.50
 Aug24 9610.00
 Sep24 9635.50
 Oct24 9655.50
 Nov24 9677.50
 Dec24 9690.50
 Jan25 9698.50
 Feb25 9706.50
 Mar25 9710.50
 Apr25 9715.00
 May25 9715.00

	Cash-May24	Cash-Jun24	Cash-Jul24	Cash-Aug24	Cash-Sep24	Cash-Oct24	Cash-Nov24	Cash-Dec24	Cash-Jan25	Cash-Feb25	Cash-Mar25	Cash-Apr25
Cash	25.42c	61.25c	92.80c	120.30c	145.80c	165.80c	187.80c	200.80c	208.80c	216.80c	220.80c	225.30c
	May24-3M	Jun24-3M	3M-Jul24	3M-Aug24	3M-Sep24	3M-Oct24	3M-Nov24	3M-Dec24	3M-Jan25	3M-Feb25	3M-Mar25	3M-Apr25
3M	67.38c	31.55c	0.00b	27.50c	53.00c	73.00c	95.00c	108.00c	116.00c	124.00c	128.00c	132.50c
	May24-Jun24	Jun24-Jul24	Jul24-Aug24	Aug24-Sep24	Sep24-Oct24	Oct24-Nov24	Nov24-Dec24	Dec24-Jan25	Jan25-Feb25	Feb25-Mar25	Mar25-Apr25	Apr25-May25
3rd wed	35.83c	31.55c	27.50c	25.50c	20.00c	22.00c	13.00c	8.00c	8.00c	4.00c	4.50c	0.00b
	Jun24	Jul24	Aug24	Sep24	Oct24	Nov24	Dec24	Jan25	Feb25	Mar25	Apr25	May25
May24	35.83c	67.38c	94.88c	120.38c	140.38c	162.38c	175.38c	183.38c	191.38c	195.38c	199.88c	199.88c
	Jun24	Jul24	Aug24	Sep24	Oct24	Nov24	Dec24	Jan25	Feb25	Mar25	Apr25	May25
Jun24		31.55c	59.05c	84.55c	104.55c	126.55c	139.55c	147.55c	155.55c	159.55c	164.05c	164.05c
Jul24			27.50c	53.00c	73.00c	95.00c	108.00c	116.00c	124.00c	128.00c	132.50c	132.50c
Aug24				25.50c	45.50c	67.50c	80.50c	88.50c	96.50c	100.50c	105.00c	105.00c
Sep24					20.00c	42.00c	55.00c	63.00c	71.00c	75.00c	79.50c	79.50c
Oct24						22.00c	35.00c	43.00c	51.00c	55.00c	59.50c	59.50c
Nov24							13.00c	21.00c	29.00c	33.00c	37.50c	37.50c
Dec24								8.00c	16.00c	20.00c	24.50c	24.50c
Jan25									8.00c	12.00c	16.50c	16.50c
Feb25										4.00c	8.50c	8.50c
Mar25											4.50c	4.50c
Apr25												0.00b
May25												



*본 자료는 LME에서 공시하는 Valuation을 토대로 작성된 것으로 실제 거래 시의 스프레드와는 무관합니다.
 ** Source: Reuters

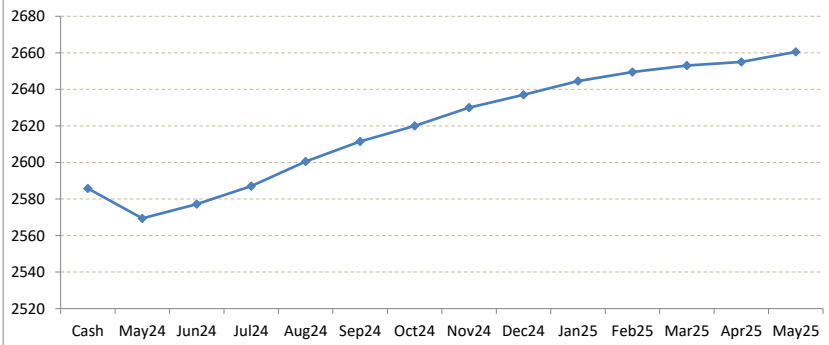
LME Valuation - Aluminium

Cash - 3M: 1.23c

Date: 2024-04-17

Cash	2585.77	Cash-May24	Cash-Jun24	Cash-Jul24	Cash-Aug24	Cash-Sep24	Cash-Oct24	Cash-Nov24	Cash-Dec24	Cash-Jan25	Cash-Feb25	Cash-Mar25	Cash-Apr25	
3M	2587.00	16.38b	8.61b	1.23c	14.73c	25.73c	34.23c	44.23c	51.23c	58.73c	63.73c	67.23c	69.23c	
May24	2569.39	May24-3M	Jun24-3M	3M-Jul24	3M-Aug24	3M-Sep24	3M-Oct24	3M-Nov24	3M-Dec24	3M-Jan25	3M-Feb25	3M-Mar25	3M-Apr25	
Jun24	2577.16	17.61c	9.84c	0.00b	13.50c	24.50c	33.00c	43.00c	50.00c	57.50c	62.50c	66.00c	68.00c	
Jul24	2587.00	3rd wed	May24-Jun24	Jun24-Jul24	Jul24-Aug24	Aug24-Sep24	Sep24-Oct24	Oct24-Nov24	Nov24-Dec24	Dec24-Jan25	Jan25-Feb25	Feb25-Mar25	Mar25-Apr25	Apr25-May25
Aug24	2600.50	7.77c	9.84c	13.50c	11.00c	8.50c	10.00c	7.00c	7.50c	5.00c	3.50c	2.00c	5.50c	
Sep24	2611.50	May24	Jun24	Jul24	Aug24	Sep24	Oct24	Nov24	Dec24	Jan25	Feb25	Mar25	Apr25	May25
Oct24	2620.00	7.77c	17.61c	31.11c	42.11c	50.61c	60.61c	67.61c	75.11c	80.11c	83.61c	85.61c	91.11c	
Nov24	2630.00	Jun24	9.84c	23.34c	34.34c	42.84c	52.84c	59.84c	67.34c	72.34c	75.84c	77.84c	83.34c	
Dec24	2637.00	Jul24	13.50c	24.50c	33.00c	43.00c	50.00c	57.50c	62.50c	66.00c	68.00c	73.50c		
Jan25	2644.50	Aug24	11.00c	19.50c	29.50c	36.50c	44.00c	49.00c	52.50c	54.50c	60.00c			
Feb25	2649.50	Sep24	8.50c	18.50c	25.50c	33.00c	38.00c	41.50c	43.50c	49.00c				
Mar25	2653.00	Oct24	10.00c	17.00c	24.50c	29.50c	33.00c	35.00c	40.50c					
Apr25	2655.00	Nov24	7.00c	14.50c	19.50c	23.00c	25.00c	30.50c						
May25	2660.50	Dec24	7.50c	12.50c	16.00c	18.00c	23.50c							
		Jan25	5.00c	8.50c	10.50c	16.00c								
		Feb25	3.50c	5.50c	11.00c									
		Mar25	2.00c	7.50c										
		Apr25	5.50c											
		May25												

Forward Curve



*본 자료는 LME에서 공시하는 Valuation을 토대로 작성된 것으로 실제 거래 시의 스프레드와는 무관합니다.

** Source: Reuters

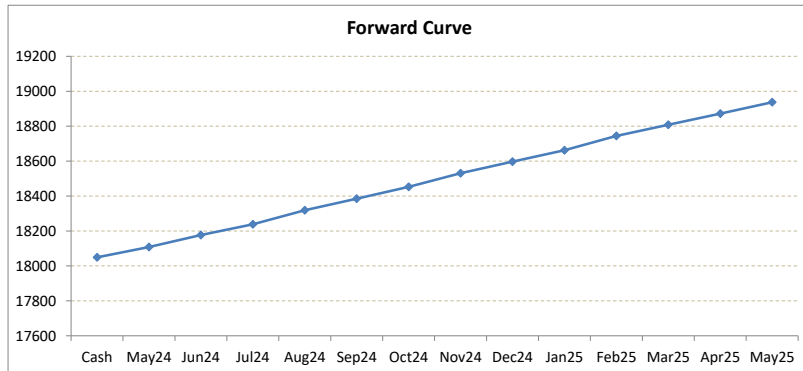
LME Valuation - Nickel

Cash - 3M: **188.89c**

Date: **2024-04-17**

Cash 18049.11
3M 18238.00
 May24 **18108.60**
 Jun24 **18177.05**
 Jul24 **18238.00**
 Aug24 **18318.81**
 Sep24 **18384.81**
 Oct24 **18452.81**
 Nov24 **18530.81**
 Dec24 **18597.05**
 Jan25 **18662.05**
 Feb25 **18744.05**
 Mar25 **18808.05**
 Apr25 **18872.05**
 May25 **18937.05**

	Cash-May24	Cash-Jun24	Cash-Jul24	Cash-Aug24	Cash-Sep24	Cash-Oct24	Cash-Nov24	Cash-Dec24	Cash-Jan25	Cash-Feb25	Cash-Mar25	Cash-Apr25
Cash	59.49c	127.94c	188.89c	269.70c	335.70c	403.70c	481.70c	547.94c	612.94c	694.94c	758.94c	822.94c
	May24-3M	Jun24-3M	3M-Jul24	3M-Aug24	3M-Sep24	3M-Oct24	3M-Nov24	3M-Dec24	3M-Jan25	3M-Feb25	3M-Mar25	3M-Apr25
3M	129.40c	60.95c	0.00b	80.81c	146.81c	214.81c	292.81c	359.05c	424.05c	506.05c	570.05c	634.05c
	May24-Jun24	Jun24-Jul24	Jul24-Aug24	Aug24-Sep24	Sep24-Oct24	Oct24-Nov24	Nov24-Dec24	Dec24-Jan25	Jan25-Feb25	Feb25-Mar25	Mar25-Apr25	Apr25-May25
3rd wed	68.45c	60.95c	80.81c	66.00c	68.00c	78.00c	66.24c	65.00c	82.00c	64.00c	64.00c	65.00c
	Jun24	Jul24	Aug24	Sep24	Oct24	Nov24	Dec24	Jan25	Feb25	Mar25	Apr25	May25
May24	68.45c	129.40c	210.21c	276.21c	344.21c	422.21c	488.45c	553.45c	635.45c	699.45c	763.45c	828.45c
	Jun24	60.95c	141.76c	207.76c	275.76c	353.76c	420.00c	485.00c	567.00c	631.00c	695.00c	760.00c
		Jul24	80.81c	146.81c	214.81c	292.81c	359.05c	424.05c	506.05c	570.05c	634.05c	699.05c
			Aug24	66.00c	134.00c	212.00c	278.24c	343.24c	425.24c	489.24c	553.24c	618.24c
				Sep24	68.00c	146.00c	212.24c	277.24c	359.24c	423.24c	487.24c	552.24c
					Oct24	78.00c	144.24c	209.24c	291.24c	355.24c	419.24c	484.24c
						Nov24	66.24c	131.24c	213.24c	277.24c	341.24c	406.24c
							Dec24	65.00c	147.00c	211.00c	275.00c	340.00c
								Jan25	82.00c	146.00c	210.00c	275.00c
									Feb25	64.00c	128.00c	193.00c
										Mar25	64.00c	129.00c
											Apr25	65.00c
												May25



*본 자료는 LME에서 공시하는 Valuation을 토대로 작성된 것으로 실제 거래 시의 스프레드와는 무관합니다.

** Source: Reuters



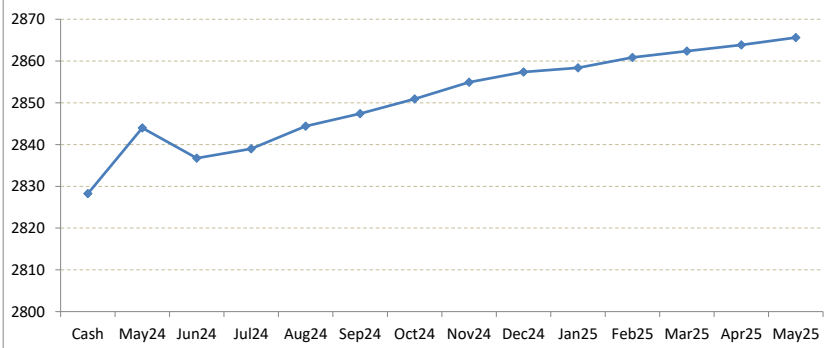
LME Valuation - Zinc

Cash - 3M: 10.75c

Date: 2024-04-17

Cash	2828.25	Cash-May24	Cash-Jun24	Cash-Jul24	Cash-Aug24	Cash-Sep24	Cash-Oct24	Cash-Nov24	Cash-Dec24	Cash-Jan25	Cash-Feb25	Cash-Mar25	Cash-Apr25
3M	2839.00	15.75c	8.50c	10.75c	16.17c	19.17c	22.67c	26.67c	29.12c	30.12c	32.62c	34.12c	35.62c
May24	2844.00												
Jun24	2836.75	May24-3M	Jun24-3M	3M-Jul24	3M-Aug24	3M-Sep24	3M-Oct24	3M-Nov24	3M-Dec24	3M-Jan25	3M-Feb25	3M-Mar25	3M-Apr25
Jul24	2839.00	5.00b	2.25c	0.00b	5.42c	8.42c	11.92c	15.92c	18.37c	19.37c	21.87c	23.37c	24.87c
Aug24	2844.42												
Sep24	2847.42	May24-Jun24	Jun24-Jul24	Jul24-Aug24	Aug24-Sep24	Sep24-Oct24	Oct24-Nov24	Nov24-Dec24	Dec24-Jan25	Jan25-Feb25	Feb25-Mar25	Mar25-Apr25	Apr25-May25
Oct24	2850.92	7.25b	2.25c	5.42c	3.00c	3.50c	4.00c	2.45c	1.00c	2.50c	1.50c	1.50c	1.75c
Nov24	2854.92												
Dec24	2857.37	Jun24	Jul24	Aug24	Sep24	Oct24	Nov24	Dec24	Jan25	Feb25	Mar25	Apr25	May25
Jan25	2858.37	7.25b	5.00b	0.42c	3.42c	6.92c	10.92c	13.37c	14.37c	16.87c	18.37c	19.87c	21.62c
Feb25	2860.87	Jun24	2.25c	7.67c	10.67c	14.17c	18.17c	20.62c	21.62c	24.12c	25.62c	27.12c	28.87c
Mar25	2862.37		Jul24	5.42c	8.42c	11.92c	15.92c	18.37c	19.37c	21.87c	23.37c	24.87c	26.62c
Apr25	2863.87			Aug24	3.00c	6.50c	10.50c	12.95c	13.95c	16.45c	17.95c	19.45c	21.20c
May25	2865.62				Sep24	3.50c	7.50c	9.95c	10.95c	13.45c	14.95c	16.45c	18.20c
						Oct24	4.00c	6.45c	7.45c	9.95c	11.45c	12.95c	14.70c
							Nov24	2.45c	3.45c	5.95c	7.45c	8.95c	10.70c
								Dec24	1.00c	3.50c	5.00c	6.50c	8.25c
									Jan25	2.50c	4.00c	5.50c	7.25c
										Feb25	1.50c	3.00c	4.75c
											Mar25	1.50c	3.25c
												Apr25	1.75c
													May25

Forward Curve



*본 자료는 LME에서 공시하는 Valuation을 토대로 작성된 것으로 실제 거래 시의 스프레드와는 무관합니다.

** Source: Reuters

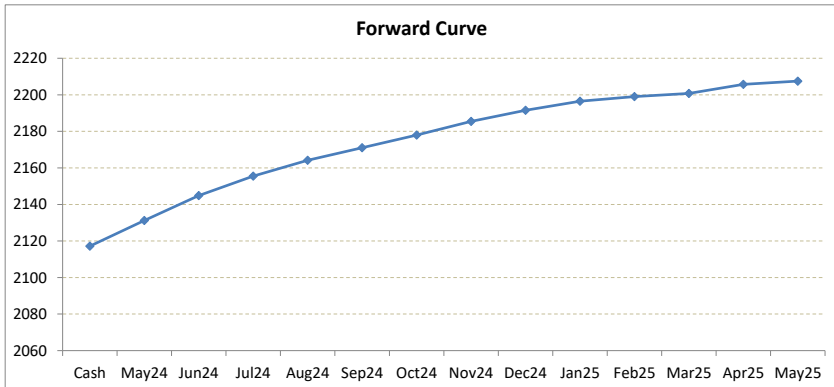
LME Valuation - Lead

Cash - 3M: 38.32c

Date: 2024-04-17

Cash 2117.18
3M 2155.50
 May24 **2131.18**
 Jun24 **2144.84**
 Jul24 **2155.50**
 Aug24 **2164.17**
 Sep24 **2171.00**
 Oct24 **2178.00**
 Nov24 **2185.50**
 Dec24 **2191.50**
 Jan25 **2196.50**
 Feb25 **2199.00**
 Mar25 **2200.75**
 Apr25 **2205.75**
 May25 **2207.50**

	Cash-May24	Cash-Jun24	Cash-Jul24	Cash-Aug24	Cash-Sep24	Cash-Oct24	Cash-Nov24	Cash-Dec24	Cash-Jan25	Cash-Feb25	Cash-Mar25	Cash-Apr25
Cash	14.00c	27.66c	38.32c	46.99c	53.82c	60.82c	68.32c	74.32c	79.32c	81.82c	83.57c	88.57c
	May24-3M	Jun24-3M	3M-Jul24	3M-Aug24	3M-Sep24	3M-Oct24	3M-Nov24	3M-Dec24	3M-Jan25	3M-Feb25	3M-Mar25	3M-Apr25
3M	24.32c	10.66c	0.00b	8.67c	15.50c	22.50c	30.00c	36.00c	41.00c	43.50c	45.25c	50.25c
	May24-Jun24	Jun24-Jul24	Jul24-Aug24	Aug24-Sep24	Sep24-Oct24	Oct24-Nov24	Nov24-Dec24	Dec24-Jan25	Jan25-Feb25	Feb25-Mar25	Mar25-Apr25	Apr25-May25
3rd wed	13.66c	10.66c	8.67c	6.83c	7.00c	7.50c	6.00c	5.00c	2.50c	1.75c	5.00c	1.75c
	Jun24	Jul24	Aug24	Sep24	Oct24	Nov24	Dec24	Jan25	Feb25	Mar25	Apr25	May25
May24	13.66c	24.32c	32.99c	39.82c	46.82c	54.32c	60.32c	65.32c	67.82c	69.57c	74.57c	76.32c
	Jun24	Jul24	Aug24	Sep24	Oct24	Nov24	Dec24	Jan25	Feb25	Mar25	Apr25	May25
May24		10.66c	19.33c	26.16c	33.16c	40.66c	46.66c	51.66c	54.16c	55.91c	60.91c	62.66c
	Jul24	Aug24	Sep24	Oct24	Nov24	Dec24	Jan25	Feb25	Mar25	Apr25	May25	
May24			8.67c	15.50c	22.50c	30.00c	36.00c	41.00c	43.50c	45.25c	50.25c	52.00c
	Aug24	Sep24	Oct24	Nov24	Dec24	Jan25	Feb25	Mar25	Apr25	May25		
May24				6.83c	13.83c	21.33c	27.33c	32.33c	34.83c	36.58c	41.58c	43.33c
	Sep24	Oct24	Nov24	Dec24	Jan25	Feb25	Mar25	Apr25	May25			
May24					7.00c	14.50c	20.50c	25.50c	28.00c	29.75c	34.75c	36.50c
	Oct24	Nov24	Dec24	Jan25	Feb25	Mar25	Apr25	May25				
May24						7.50c	13.50c	18.50c	21.00c	22.75c	27.75c	29.50c
	Nov24	Dec24	Jan25	Feb25	Mar25	Apr25	May25					
May24							6.00c	11.00c	13.50c	15.25c	20.25c	22.00c
	Dec24	Jan25	Feb25	Mar25	Apr25	May25						
May24								5.00c	7.50c	9.25c	14.25c	16.00c
	Jan25	Feb25	Mar25	Apr25	May25							
May24									2.50c	4.25c	9.25c	11.00c
	Feb25	Mar25	Apr25	May25								
May24										1.75c	6.75c	8.50c
	Mar25	Apr25	May25									
May24											5.00c	6.75c
	Apr25	May25										
May24												1.75c



*본 자료는 LME에서 공시하는 Valuation을 토대로 작성된 것으로 실제 거래 시의 스프레드와는 무관합니다.
 ** Source: Reuters

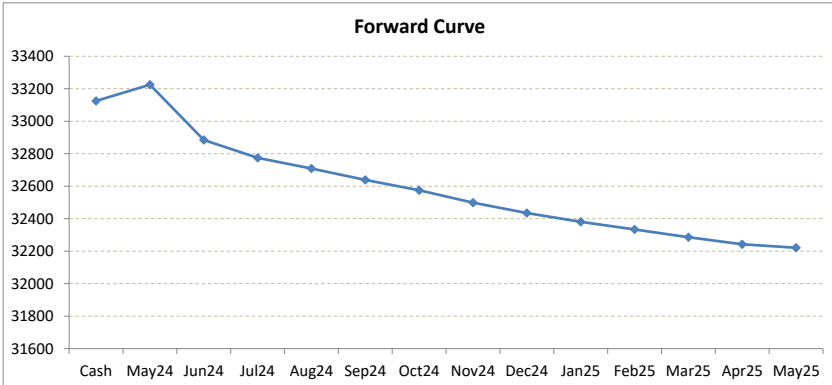


LME Valuation - Tin

Cash - 3M: **350.00b**

Date: **2024-04-17**

Cash	33125.00	Cash-May24	Cash-Jun24	Cash-Jul24	Cash-Aug24	Cash-Sep24	Cash-Oct24	Cash-Nov24	Cash-Dec24	Cash-Jan25	Cash-Feb25	Cash-Mar25	Cash-Apr25	
3M	32775.00	100.00c	240.00b	350.00b	416.00b	486.00b	550.00b	626.00b	690.00b	744.00b	791.00b	839.00b	883.00b	
May24	33225.00													
Jun24	32885.00	May24-3M	Jun24-3M	3M-Jul24	3M-Aug24	3M-Sep24	3M-Oct24	3M-Nov24	3M-Dec24	3M-Jan25	3M-Feb25	3M-Mar25	3M-Apr25	
Jul24	32775.00	450.00b	110.00b	0.00b	66.00b	136.00b	200.00b	276.00b	340.00b	394.00b	441.00b	489.00b	533.00b	
Aug24	32709.00													
Sep24	32639.00	May24-Jun24	Jun24-Jul24	Jul24-Aug24	Aug24-Sep24	Sep24-Oct24	Oct24-Nov24	Nov24-Dec24	Dec24-Jan25	Jan25-Feb25	Feb25-Mar25	Mar25-Apr25	Apr25-May25	
Oct24	32575.00	3rd wed	340.00b	110.00b	66.00b	70.00b	64.00b	76.00b	64.00b	54.00b	47.00b	48.00b	44.00b	21.00b
Nov24	32499.00													
Dec24	32435.00	Jun24	Jul24	Aug24	Sep24	Oct24	Nov24	Dec24	Jan25	Feb25	Mar25	Apr25	May25	
Jan25	32381.00	May24	340.00b	450.00b	516.00b	586.00b	650.00b	726.00b	790.00b	844.00b	891.00b	939.00b	983.00b	1004.00b
Feb25	32334.00	Jun24	110.00b	176.00b	246.00b	310.00b	386.00b	450.00b	504.00b	551.00b	599.00b	643.00b	664.00b	
Mar25	32286.00	Jul24	66.00b	136.00b	200.00b	276.00b	340.00b	394.00b	441.00b	489.00b	533.00b	554.00b		
Apr25	32242.00	Aug24	70.00b	134.00b	210.00b	274.00b	328.00b	375.00b	423.00b	467.00b	488.00b			
May25	32221.00	Sep24	64.00b	140.00b	204.00b	258.00b	305.00b	353.00b	397.00b	418.00b				
		Oct24	76.00b	140.00b	194.00b	241.00b	289.00b	333.00b	354.00b					
		Nov24	64.00b	118.00b	165.00b	213.00b	257.00b	278.00b						
		Dec24	54.00b	101.00b	149.00b	193.00b	214.00b							
		Jan25	47.00b	95.00b	139.00b	160.00b								
		Feb25	48.00b	92.00b	113.00b									
		Mar25	44.00b	65.00b										
		Apr25	21.00b											
		May25												



*본 자료는 LME에서 공시하는 Valuation을 토대로 작성된 것으로 실제 거래 시의 스프레드와는 무관합니다.
 ** Source: Reuters